

Glasklasen/The Glass Cluster - US version

TECHNICAL INFORMATION

Enclosed with each chandelier:

- The glass-holder
- The rod (with washer and a threaded bushing)
- Two screws and two washers for mounting the rod and the glass-holder together.
- Ten hooks for optional extension use (does not concern The Big Cluster 76 glasses which always have customised length of its two rods)

To be provided and mounted by buyer:

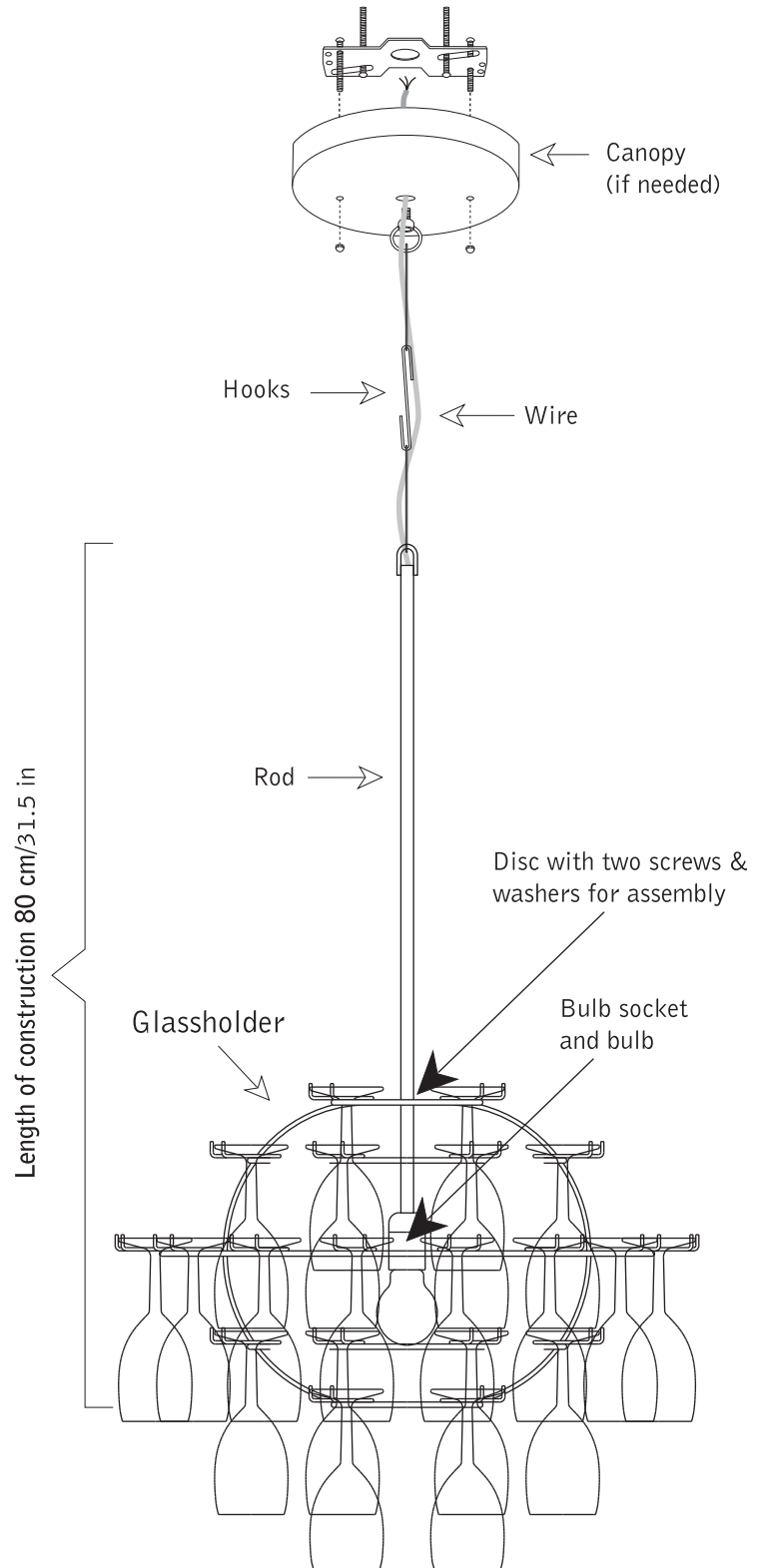
- Wire (of desirable length)
- Bulb socket and bulb
- Canopy (if needed)

Hooks

10 pieces with matching finish will be enclosed with each chandelier
 Each hook has a length of 10 cm/3.9 inches



CONSTRUCTION




All electric fittings are to be mounted by an authorized electrician!


RODS - types

The glass-holder always comes with the adequate type of rod.

If ordering chandeliers of different models/sizes - make sure to use the rod intended for the model in question or assembly won't fit.

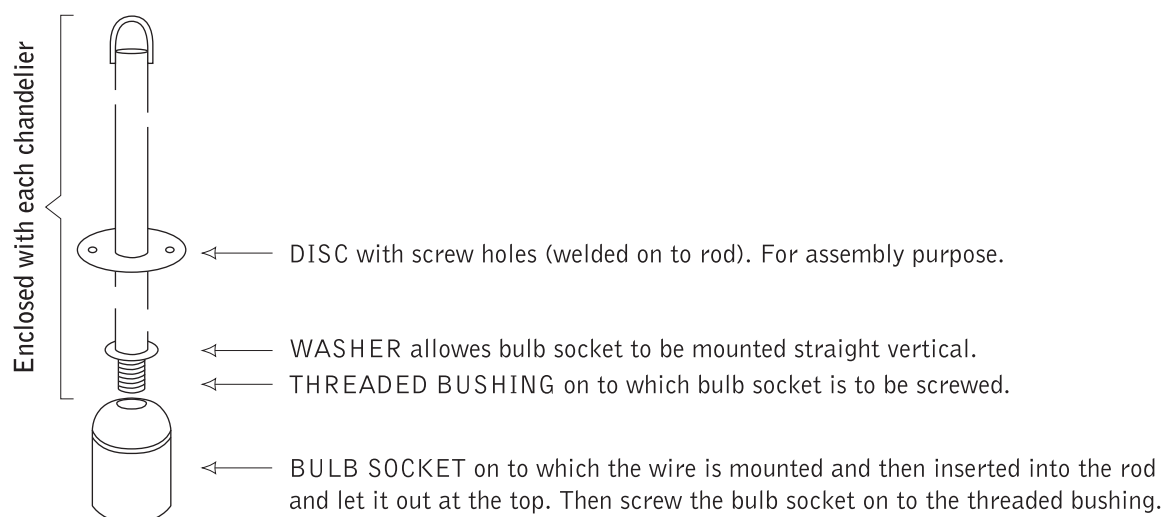


Rod for The Glass Cluster 40 glasses (length 60 cm/23.6 in) - use bulb socket E 27 or similar to US standards

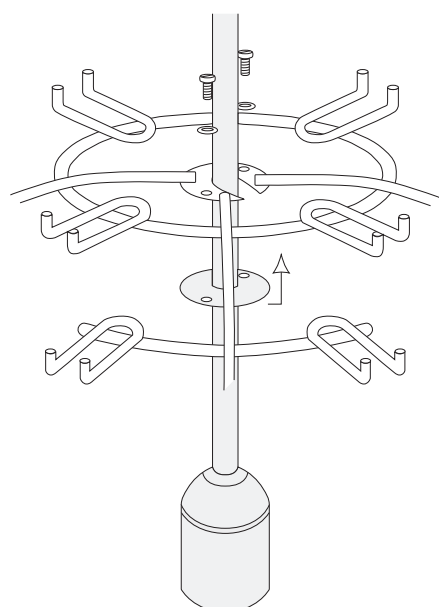


Rod for The Small Cluster 16 glasses (length 65 cm/25.6 in) - use bulb socket E 14 or similar to US standards

RODS - wiring



ASSEMBLY



Very easy to mount. An instruction is enclosed with each chandelier.

N.B.

Make sure that ceiling suspension is sufficiently enough for the weight of chandelier when filled with glasses.

FORM NASIELSKY

Kolmårdsgränd 8 SE-117 27 Stockholm Sweden www.nasielsky.se

T +46 (0) 8 668 25 34 F +46 (0) 8 84 50 99 form@nasielsky.se